

)

(

"

"

"

"

--	--	--	--

1

2

" " " "

" "

" "

GDP

				3 1
			2	

2

2018

51%

2021 6 18

2021 6 18

2021 6 29

2020

100%

51%

2021 7 31

3.

2003

"

" "

" "

" "

" "

" "

"

" "

" "

" "

" "

" "

" "

"

1.

2

1

2

ISO22716[- GMP]

3.

1

"

"

"

"

2

KA

3

"

"

5600

1

1

"

" "

" "

"

"

"

|

40

3.

" . () "

352

6 26 5 20
6 6 " "

1.	ZL200910093094. 0			2009/9/25			
2.	ZL201010526114. 1			2010/10/29			
3.	ZL200810181030. 1			2008/11/21			
4.	ZL03114240. 0			2003/4/14			
5.	ZL201210122530. 4			2012/4/24			
6.	ZL201310046849. 8			2013/2/6			
7.	CN201310492084. 0			2013/10/21			
8.	CN201310370169. 1			2013/8/23			
9.	CN201310077649. 9			2013/3/11			
10.	CN201110413044. 3			2011/12/13			

11.	CN201110290211. X			2011/9/28			
12.	CN201310492329. X			2013/10/21			
13.	CN201110290215. 8			2011/9/28			
14.	CN201310499993. 7			2013/10/23			
15.	CN201110413045. 8			2011/11/13			
16.	CN201110290214. 3			2011/9/28			
17.	ZL201610838573. 4			2016/9/22			
18.	ZL201910728531. 5			2019/8/7			
19.	ZL201611118851. 1			2016/12/1			
20.	CN201320659118. 6			2013/10/24			
21.	ZL201230169034. 5			2012/5/14			
22.	ZL201230169010. X			2012/5/14			
23.	ZL201230169000. 6			2012/5/14			
24.	ZL201730076176. X	()		2017/3/14			
25.	CN201730076201. 4	()		2017/3/14			
26.	CN201730076171. 7	()		2017/3/14			

1.

1

20150034	1.	6	1.		2025 10 15
	2.	68	2.		

2

GMP

GMP

--	--	--	--	--	--

1	GMP	HI 20190010			2024 2 20
2	GMP	HI 20170016			2022 06 25

3

1		20200010	2002 II 6864-2- 2017 II 14-13- 14-14-		2025 8 3
---	--	----------	---	--	----------

4

					2025 8 18
HKGX2020005					

5

	2020	0024			2023 12 30

6

91460000708873536T001V					2026 9 25

2

1

1		AA8980374			2024 7 15

--	--	--	--	--	--	--

GSP

1		A-HN19-041			2024 7 15	

1		JY14690231 954853				2025 1 21

1			2002 2017	6857, 6864, 6866 08, 09, 11, 14, 19		2020 2 1

2

1		AA0200174				2024 6 9

GSP

1			A-GD-19-00 53			2024 1 14

--	--	--	--	--	--

3

1		20150003	68		2025 12 27

4

1		20150066	68		2025 9 16

GMP

1	GMP	HE20170071			2022 10 24
2	GMP	HE20180079			2023 9 16

9113043077131933 52001U				2023 7 21

5

--	--	--	--	--

1		20160480	178		2025 12 9
---	--	----------	-----	--	-----------

6

1		20150091			2025 12 7

7

1		20160697	9		2026 6 7
2		JY1442001 0309859	9		2022 8 1
3		2020 -12- 0006	9		2024 2 5

--	--	--	--	--	--

1

1

2021

"

"

,

"

"

"

"

"

"

"

"

"

"

2

"

"

" 2021

"

"

"

" 2021

"

"

"

"

"

" 2021

"

2019 4

40

,

80

30.73

25.71

0.1g

15mg

4

3

2021 2023

15%

8

2020

" "

2021

3

2020

51%

100%

2021 7 31

2021 12 31

1

2

() , 2021 12 31 ,

1# 2#

A A

4

" "

" "

" "





51% 100% 100%
2021 6 18 2021-036 2021 7 31

2 2021 1
2020 12

7

8

--	--	--	--

2021

51%

2021

" "

1.

1			20182640604			2023 5 24
2			20202140006			2025 7 1
3			20202140006			2025 7 1
4			20202140055			2025 11 22

2.

1	Medical Face Mask		RPS9742020	2020 5 21	2025 5 19
2	Medical Face Mask		SX601504620001	2020 7 18	2023 7 17

3

	9, 475, 946. 72	
	95, 892, 328. 56	
	156, 386, 433. 85	
	321, 892, 928. 51	
	46, 349, 743. 51	
	629, 997, 381. 15	

1

2

3

4


5

1

1

" "


2



5	1	"	(3:1)"	"	"
	"	"	"	"	"
	"	"	"	"	"
	"	"	"	"	"
6		100%		"	"
7	"	"	"	"	"
	"	"	"	"	"
	"	"	"	"	"
	"	"	"	"	"
8	"	"	"	"	"
	"	"	"	"	"

	<p style="text-align: center;">" "</p> <p style="text-align: center;">" "</p> <p style="text-align: center;">"</p> <p style="text-align: center;">9</p> <p style="text-align: center;">"</p> <p style="text-align: center;">"</p> <p style="text-align: center;">"</p> <p style="text-align: center;">"</p> <p style="text-align: center;">"</p> <p style="text-align: center;">10 100</p>

	"
	"



专注... 品牌

2017年“h” DF@

2019 12

2019

“ ”

“ ”
2022

2022

1.

2.

3.

“

”

4.

5.

6.

7.

8.

1.

2.

3.

4.

EHS

5.

6.

7.



3

1

2021

www.cninfo.com.cn

2021 5 24

<http://rs.p5w.net>
2020

1.	7	21	1964	1988
			7, 686, 997	
	111, 464, 595			
			3. 2. 3	
2.			1968	1993
	76. 38		663. 48	
			3. 2. 3	
3.		1956 4		2016 5
		5%		
	3. 2. 3			
4.		1973 10		
				5%

3.2.3

5. 1976 8

5%

3.2.3

6. 1987 10 2011 7
2017 2015.02-2016.12

2017.01-2018.01

2018.02-2019.02

2019.03-2020.03

2020.04-

5%

3.2.3

7. 1969 1991

3.2.3

1. 3 1969

5%

3.2.3

2. 1984

2003 4 2013 10 2015 3

5%

3.2.3

3. 1982

2005 5 -2012 12

2013 1 2021 6

2021 7

500 5%

3.2.3

5

1.

1970

1994

2,312,737

13,269,595

3.2.3

2.

3.

1980


5%

3.2.3


4.

1977 10

5%



1



50x50A

1140 p

2

3

4

2

- 1
- 2
- 3
- 4
- 5

3

- 1
- 2
- 3

E-I earni ng

4

1

1 2018 7 29 2018 8 13 > 2018
<2018
2018



1,093,500

2019 12 16

2018

10,404,500

8,604,500 ,

1,800,000

68 (

57

11)

9 2020 12 11 ,

2018

1

7

(

5 ,

3

7

925,200

775,200 ,

150,000

2018

9,479,300

2

2018 2019

2017 2018 2019

55,537,644.57

13,366,218.52

-26,462,980.18

2018 2019

2018

2017 2018 2019

668,137,008.12

882,744,803.06

1,008,431,482.87

2018 2019

2018

2018

70% 6,635,510

5,480,510 ,

1,155,000

2018

6,635,510

2018

2,843,790

2,348,790 ,

495,000

60 (

52

8)

10 2021 11 1

2018

2017 2020

2017 2020

55,537,644.57

9,339,252.11

2017

2020

-83.18%

2020

2018

2017 2020

668,137,008.12

921,642,902.81

2017

2020

37.94%

2018

2,843,790

2,348,790 ,

52

495,000

8

2018

2,843,790

2018

0

2

"

"

3

1


2

1

2



" "



1

2
+15

5 SH-C

1 PL
1
2 SH-C

15
1

3

4

5

6

7

91460000708873536T001V

911304307713193352001U

460105-2017-022-L



2021

"

" "

"

9

"

2002

2021

— —

"

"

"

"

"

"

"

"

"

"

"

"

"

"

"

"

"

"

"

1

			20	4500	2019 6	
			10%	4500	2019 7 4	2
			2019 7 4	4500	24	
				10%		
				(" ")		
					2009 11	
					24	

			"								
			"	"							
			"	"							
			"	"							
			"	"							
			"	"							
			50%	2017	2017	2018	40%	2018	9	2018	9
			110%	2017	2017	2019	60%	10		10	
			150%	2017	2017	2020	90%				
			"	"							

			2018			
			()			
			3	2018	2019	2020
			5	2018	2019	2020
			2022			2021
	100%					
	51%		2018	2019	2020	3
	51%		2018	2019	2020	3
			2021	2022	2	
			2018	2019	2020	3
			2018	2019	2020	2021
			15,077.72			
						5
						11,503.66
						3,574.06
						2018 6 1 5
			1			3
			2019	2020	2	2018
			2020	3		2018
						2019
						8308.79
						3
	100%					
			2021			
						4170.38
						2022
						4736.43
						2021 / 2022
			2020			
						"
						"
						2018
						2021 6 7
						15.1
			2021 6 7	2021 6 29		
						2021 6 7
						2021 6 29
						2021 6 29
						2024
						2023
						20

			2020										
			2018 2020	2019	8308.79	1. 2. 100%	50%	100%				50%	50%
			2021		4170.38								
			2022		4736.43								
					17215.6	/							
			2018 2021 2023	2019 2022	17215.6	1. 2. 100%	50%	100%				50%	50%

"

"

18 31

" " " "

2018	2018	12	7	[2018] 35	"	21	---	"	
"	2018	12	7	"	2021	1	1	21	---
								2018	[2018] 35

35182

22,326,091.75 12,603,021.09 6,852,585.83
2021 1 1

	2020 12 31		2021 1 1	
	2,870,484.83			
			22,326,091.75	
			12,603,021.09	
			6,852,585.83	

2021 1 1 3.85%
2020 2020 2021 1

2020 12 31	20,595,728.89		
	19,455,606.92		
/			
2021 1 1	19,455,606.92		
	6,852,585.83		

1. 2021 6 18 2021 6 29 2020
100%
51% 2021 6 18
100% 2021-036 2021 7 31

3

4

5

6

7

1

1

	04 24		03 23					2022-3 -22		

			S	3,200	2021/1/1	2021/9/23		3,200		18.59
			S	2,300	2021/1/1	2021/9/23		2,300		13.36
			S	1,100	2021/1/1	2021/9/23		1,100		6.39
				6,600				6,600		38.34


1. 2021 6 18 2021 6 29 2020
 100%
 51% 2021 6 18
 100% 2021-036 2021 7 31

2. 2021 6 7 2021 6 29 2020
 2021 6 8
 2021-032

1

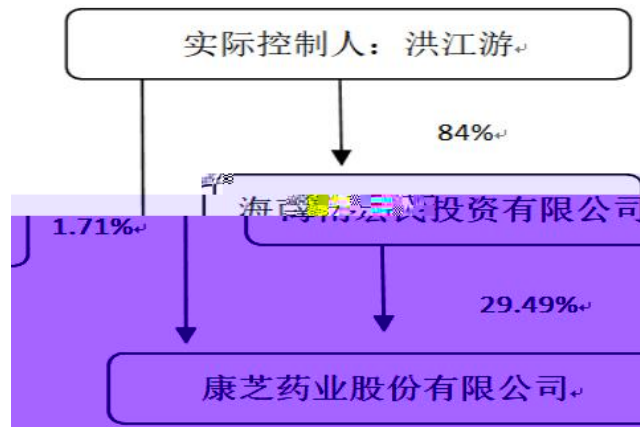


	" "							



2

3



4

80%

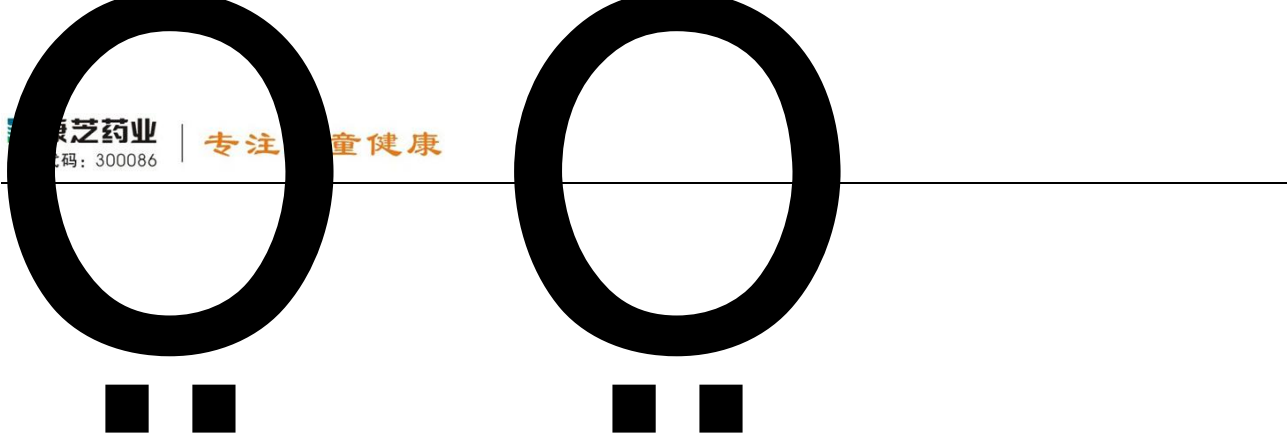
5

10%

6

	1
	2
	3
2021 836,565,805.56	4
" 37"	5
	6
	7

	1
	2
2021	3
55,676,024.00	4
44 "	5
"	6
	7
	8



1



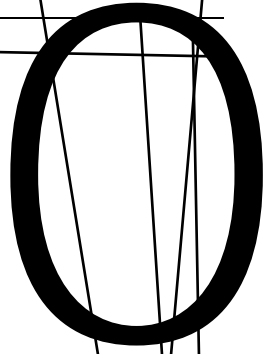






" "

康芝药业
股票代码: 300086

专注儿童健康





45,000,000

45,000,000

2021 12 31

41

"

2014

33

76

2006 2 15

n

15 2-

2

12

3

1

" >|

"

"

"

"

"

2021

2021 12 31

0

8

9

“ ”

“ ”

10

12

12

12

11


	" "

12

13

14

12



1	
2	
3	

15

16

10

17

7

14 ——

2017

8 ——

“ ”

42 ——

9"

"

" " " "

" " " " "

20 ——

5 "

" 2

23

24

1

2

		20-25	5	3.80-4.75
		10-12	5	7.92-9.50
		4-8	5	11.88-23.75
		2-10	5	9.50-47.50
		5-8	5	11.88-19.00
		3-6	5	15.83-31.67

3

25

" "

26

3

27

28

29

" "

30

1

	4-10	
	10	
	10	
	10	

2

"

"

— —

“ ”

4 ——

“

”

31

32

33

34

1

2

3

4

35

" "

36

2

3

1

37

/

38

"

"

20'

"

39

44

1

2018	2018 12 7	21	---		
	[2018] 35	"	"		

" 2018 12 7 21 --- 2018 [2018] 35
" " 2021 1 1

2021 1 1
2021 1 1

2021 1 1

A

B

2012 10 19 2023 4 18 2021 1 1
22,326,091.75 12,603,021.09 6,852,585.83
2021 1 1

	2020 12 31	2021 1 1	
	2,870,484.83		
		22,326,091.75	
		12,603,021.09	
		6,852,585.83	

2021 1 1 3.85%
2020 2020 2021 1

1

2020 12 31	20,595,728.89
	19,455,606.92
/	
2021 1 1	19,455,606.92

2020 12 31

2021 1 1

10,419,478.77

7,548,993.94

22,326,091.75

12,603,021.09

26,428,008.42

33,280,594. ,

4 2021

45

1

2

3


4

5

6

7

1



4

1

2

		%
	3,250,280.00	15.21
	3,000,000.00	14.04
	2,418,000.00	11.31
	2,048,755.68	9.59
	1,710,000.00	8.00
	12,427,035.68	58.15

5

[Redacted]

[Redacted]

[Redacted]

3

4

6

1

2

1/1
/ 0



8

9

10

1

2

11

1



2

4

--	--	--

12

1

2

--	--	--

E = 000

"`Öz

IV'NBBI

2

" (2022) 9019 " 2021 12 31
 1,890 2,229.22
 2,229.22 2022 2026
 2026 2026

	2.95%	
	46.70%	
	13.22%	

19 /

1

3

4

5



2020. 2. 5 2021. 2. 4 RMB LPR1

24

1

2

--	--

25

26

1

1

--	--	--

2

1

27

28

29

1

%


69 2020 11 11
HK10 20200001 2021 12 31
4,700 5,650 " "
2

				%		
4	2020.6.15	2030.6.14	RMB	LPR5 +15	290,000,000.00	210,000,000.00
					290,000,000.00	210,000,000.00

4 2020 6 14
46000401-2020 0021
31,000 120 5 LPR 15
2020 6 14 46000401-2020 0012
31,000 2020 6 14 46000401-2020
0014 2020 6 14 46000401-2020) 0015
100%

6,000
2020 2020 7 13 10,000 4.30% 2020 10 23 3,207
3.80% 2020 12 11 7,793 3.80% 2021 2021 1 15 3,000 3.80%
2021 1 22 3,000 3.80% 2021 7 1 1,000 4.80% 2021 12 24 3,000
4.80% 3 6 2,000 " J "

06 #2 %
5 5 2020 3 31 2023 3 31 RMB 6.00 28,500,000.00
28,500,000.00



33

34

35



45

46

--	--	--

47

48

49

50



2

59

1

2

1

2021 6 18

100%

33,966

3,774

2021 7 31

10%

90%

51%

51%

2

2021 1

2020 12

1

1

	1	3			
	151,429,069.83				151,429,069.83
	112,328,314.96				112,328,314.96
	60,515,873.71				60,515,873.71
	100,781,180.13				100,781,180.13
	19,945,877.96	128,899,499.08	101,720,166.66	164,227,291.67	414,792,835.37
	445,000,316.59	128,899,499.08	101,720,166.66	164,227,291.67	839,847,274.00

1

2

1

2

3

4

5

2 / /

3

4

5

6

7

055f0

8

6

1

2

7

2018 8 13
2018 2 9 2020
8,308.79
2021 /
2022
2021 6 7

070

1

2016	4	10		4143.3282	
2016	5	16			91460100MA5RCRPW00
2017	9	19			
2017	12	27	1.01		10,000
		99.01%		10	5%
			10		
				10	
2019	6	20			

2

1

2010			"	"	
					2010 12
					" "
7,450	15,225		7,460	49%	7,765
	51%			70%	
2021		2019 1 1			2019 1 1

2

1

1

1

--	--	--	--	--	--

1

1

2

3

2

1

1

2

3

--	--	--	--	--	--	--

4



4

5

1

2
